

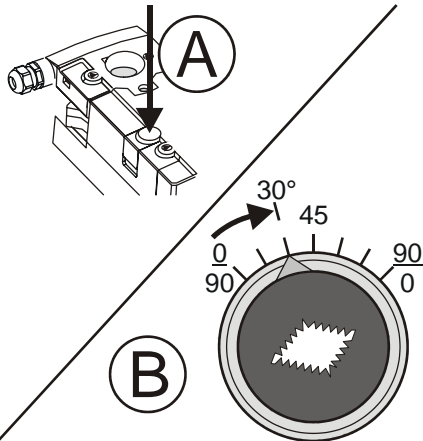
D Montageanweisung
 DK Installationsinstruktus
 ES Instrucciones de montaje
 F Instructions d'installation
 I Istruzioni di montaggio
 N Installationsinstruktioner
 NL Installatievoorschrift
 S Installation instruktioner
 FI Asennusohje

Zestaw wyłączników SW2, SW2-US do siłowników SmartAct N20xx, N34xx, S05xx, S10xx, S20xx

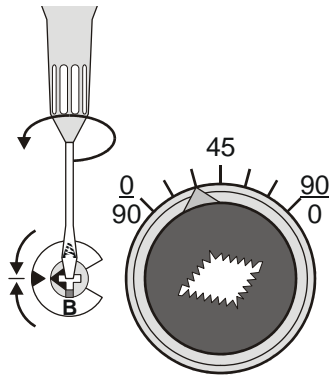
INSTRUKCJA INSTALACJI

<p>1</p> <p>100/230 Vac, 5 (3) A</p>	<p>2</p>	<p>3 (S05xx, S10xx, S20xx)</p>
<p>4</p>	<p>5</p> <p>230 V + 230 V ✓ 24 V + 24 V ✓ 230 V + 24 V SELV ✓</p>	<p>6</p>
<p>7</p>	<p>8</p> <div style="display: flex; justify-content: space-around;"> <div> <p>AS1</p> <p>A — S3 B — S1 C — S2</p> </div> <div> <p>AS2</p> <p>S6 — C S4 — D S5 — D</p> </div> </div>	<p>9 Nastawa AS1, AS2</p>

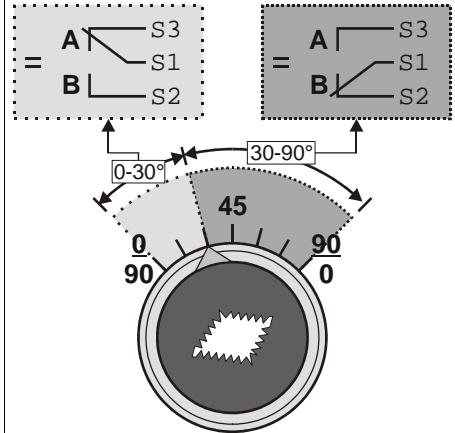
10 Nastawa AS1 (np. 30°)



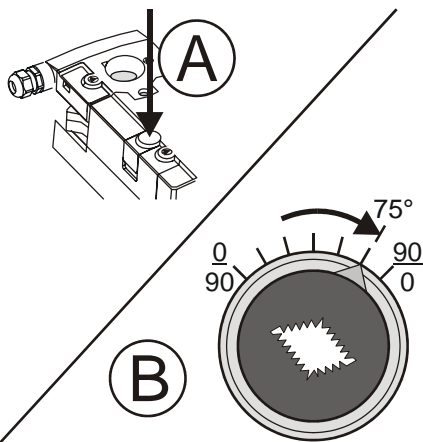
11



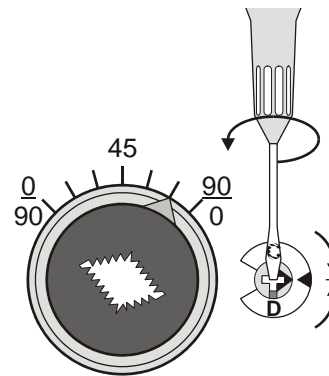
12 Wynik (10 + 11)



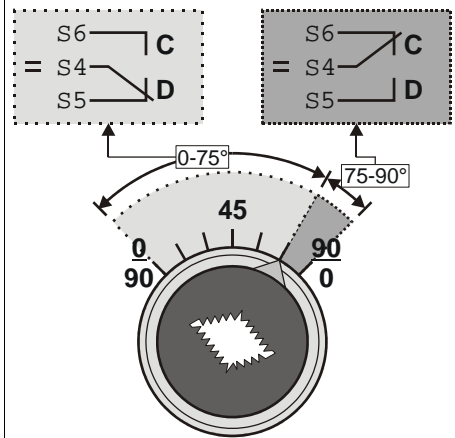
13 Nastawa AS2 (np. 75°)



14



15 Wynik (13 + 14)



15

